

(I)(a) Statement showing Shareholding Pattern

Name of the Company : Jayant Agro Organics Limited

Scrip Code, Name of the scrip, class of security : JAYAGROGN

As on Date : 30-Sep-2015

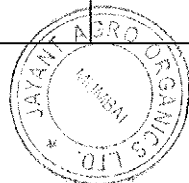
Partly paid-up shares	No. of partly paid-up shares	As a % of total no. of partly paid-up Shares	As a % of total no. of shares of the company
Held by promoter/promoter group	0	0	0
Held by public	0	0	0
Total	0	0	0
Outstanding convertible securities	No. of outstanding securities	As a % of total no. of outstanding convertible securities	As a % of total no. of shares of the company, assuming full conversion of the convertible securities
Held by promoter/promoter group	0	0	0
Held by public	0	0	0
Total	0	0	0
Warrants	No. of warrants	As a % of total no. of warrants	As a % of total no. of shares of the company, assuming full conversion of Warrants
Held by promoter/promoter group	0	0	0
Held by public	0	0	0
Total	0	0	0
Total paid-up capital of the company, assuming full conversion of warrants and convertible securities	0		

(I)(a) Statement showing Shareholding Pattern

Sr. no.	Category of shareholder	Number of shareholders	Total number of shares	Number of shares held in dematerialized form	Total shareholding as a percentage of total number of shares		Shares Pledged or otherwise encumbered	
					As a percentage of (A+B) ¹ (VI)	As a percentage of (A+B+C) (VII)	Number of shares (VIII)	As a percentage (IX) = (VIII) / (IV) * 100
(I)	(II)	(III)	(IV)	(V)	(VI)	(VII)	(VIII)	(IX)
(A)	Promoter and Promoter Group²							
(I)	Indian							
(a)	Individuals/Hindu Undivided Family	35	773946	747946	5.16	5.16	0	0.00
(b)	Central Government/State Government(s)	0	0	0	0.00	0.00	0	0
(c)	Bodies Corporate	7	9049850	9049850	60.33	60.33	0	0.00
(d)	Financial Institutions/Banks	0	0	0	0.00	0.00	0	0
(e)	Any Other (Total)	0	0	0	0.00	0.00	0	0
	Sub-Total (A)(1)	42	9823796	9797796	65.49	65.49	0	0.00



(2) Foreign								
(a) Individuals (Non-Resident Individuals/Foreign Individuals)	0	0	0	0.00	0.00	0	0.00	
(b) Bodies Corporate	0	0	0	0.00	0.00	0	0.00	
(c) Institutions	0	0	0	0.00	0.00	0	0.00	
(d) Qualified Foreign Investor	0	0	0	0.00	0.00	0	0.00	
(e) Any Other (Total)	0	0	0	0.00	0.00	0	0.00	
Sub-Total (A)(2)	0	0	0	0.00	0.00	0	0.00	
Total Shareholding of Promoter and Promoter Group (A)= (A)(1)+(A)(2)	42	9823796	9797796	65.49	65.49	0	0.00	
(B) Public shareholding³								
(I) Institutions								
(a) Mutual Funds/UTI	2	7200	0	0.05	0.05	N.A.	N.A.	
(b) Financial Institutions/Banks	2	675	675	0.00	0.00	N.A.	N.A.	
(c) Central Government/State Government(s)	0	0	0	0.00	0.00	N.A.	N.A.	
(d) Venture Capital Funds	0	0	0	0.00	0.00	N.A.	N.A.	
(e) Insurance Companies	0	0	0	0.00	0.00	N.A.	N.A.	
(f) Foreign Institutional Investors	0	0	0	0.00	0.00	N.A.	N.A.	
(g) Foreign Venture Capital Investors	0	0	0	0.00	0.00	N.A.	N.A.	
(h) Qualified Foreign Investor	0	0	0	0.00	0.00	N.A.	N.A.	
(i) Any Other (Total)	59	659981	59981	4.40	4.40	N.A.	N.A.	
(i1) NRI	58	59981	59981	0.40	0.40	N.A.	N.A.	
(i2) OCBs/Foreign Cos	1	600000	0	4.00	4.00	N.A.	N.A.	
Sub-Total (B)(1)	63	667856	60656	4.45	4.45	N.A.	N.A.	
(2) Non-institutions								
(a) Bodies Corporate	188	654944	651742	4.37	4.37	N.A.	N.A.	
(b) Individuals - i. Individual Shareholders Holding Nominal Share Capital Up To >Rs. 1 Lakh.	4690	2596403	2286739	17.31	17.31	N.A.	N.A.	
Individuals - ii. Individual Shareholders Holding Nominal Share Capital In Excess Of Rs. 1 Lakh	28	1257001	1152601	8.38	8.38	N.A.	N.A.	



Devgul

(c)	Qualified Foreign Investor	0	0	0	0.00	0.00	N.A.	N.A.
(d)	Any Other (Total)	0	0	0	0.00	0.00	N.A.	N.A.
	Sub-Total (B)(2)	4906	4508348	4091082	30.06	30.06	N.A.	N.A.
	Total Public Shareholding (B)= (B)(1)+(B)(2)	4969	5176204	4151738	34.51	34.51	N.A.	N.A.
	TOTAL (A)+(B)	5011	15000000	13949534	100.00	100.00	0	0.00
(C)	Shares held by Custodians and against which Depository Receipts have been issued	0	0	0	N.A.	0.00	N.A.	N.A.
C1	Promoter and Promoter Group	0	0	0	N.A.	0.00	N.A.	N.A.
C2	Public	0	0	0	N.A.	0.00	N.A.	N.A.
	GRAND TOTAL (A)+(B)+(C)	5011	15000000	13949534	N.A.	100.00	0	0.00

¹For determining public shareholding for the purpose of Clause 40A.

²For definitions of "Promoter" and "Promoter Group", refer to Clause 40A.

³For definitions of "Public Shareholding", refer to Clause 40A.

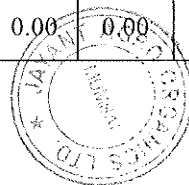
(I)(b) Statement showing Shareholding of persons belonging to the category "Promoter and Promoter Group"

Sr. No.	Name of the shareholder (II)	PAN of the Shareholder (III)	Total Shares held		Shares pledged or otherwise encumbered			Details of warrants		Details of convertible securities		Total shares (including underlying shares assuming full conversion of warrants and convertible securities) as a % of diluted share capital (XIII)
			Number (IV)	as a % of grand total (A) + (B) + (C) (V)	Number (VI)	as a percentage (VII) = (VI) / (IV) * 100	as a % of grand total (A) + (B) + (C) of sub-clause (I)(a) (VIII)	Number of warrants held (XI)	As a % total number of warrants of the same class (X)	Number of convertible securities held (XI)	As a % total number of convertible securities of the same class (XII)	
1	Jayant Finvest Ltd.	AAACJ0231F	6948417	46.32	0	0.00	0.00	0	0.00	0	0.00	46.32
2	Jayant Finvest Ltd.	AAACJ0231F	1106993	7.38	0	0.00	0.00	0	0.00	0	0.00	7.38



Devi

3	Gokuldas K. Udeshi Inv.Pvt.Ltd	AAACG1252D	245200	1.63	0	0.00	0.00	0	0.00	0	0.00	1.63
4	Varun Leasing & Finance Pvt.ltd.	AAACV1714F	226040	1.51	0	0.00	0.00	0	0.00	0	0.00	1.51
5	Innovative Micro Systems Pvt. Ltd.	AAACI0966Q	213200	1.42	0	0.00	0.00	0	0.00	0	0.00	1.42
6	Enlite Chemical Ind. Ltd.	AAACE3178N	110000	0.73	0	0.00	0.00	0	0.00	0	0.00	0.73
7	Udeshi Trust	AAA AU0857A	200000	1.33	0	0.00	0.00	0	0.00	0	0.00	1.33
8	Dilipsinh G. Udeshi	AAAPU1068J	55800	0.37	0	0.00	0.00	0	0.00	0	0.00	0.37
9	Jayraj G. Udeshi	AAAPU3697D	49896	0.33	0	0.00	0.00	0	0.00	0	0.00	0.33
10	Hitesh J. Udeshi	AAAPU2567Q	46200	0.31	0	0.00	0.00	0	0.00	0	0.00	0.31
11	Mrs. Aruna J. Udeshi	AAAPU2565N	46000	0.31	0	0.00	0.00	0	0.00	0	0.00	0.31
12	Mulraj G. Udeshi (HUF)	AADHM8693Q	40000	0.27	0	0.00	0.00	0	0.00	0	0.00	0.27
13	Vithaldas G. Udeshi	AAAPU8625P	36600	0.24	0	0.00	0.00	0	0.00	0	0.00	0.24
14	Mulraj G. Udeshi	AACPU4920F	34000	0.23	0	0.00	0.00	0	0.00	0	0.00	0.23
15	Abhay V. Udeshi	AALPU7572L	32800	0.22	0	0.00	0.00	0	0.00	0	0.00	0.22
16	Hemant V. Udeshi	AALPU7571K	25500	0.17	0	0.00	0.00	0	0.00	0	0.00	0.17
17	Jayraj G. Udeshi (HUF)	AACHJ6829C	25400	0.17	0	0.00	0.00	0	0.00	0	0.00	0.17
18	Dr. Subhash V. Udeshi	AALPU7573M	25000	0.17	0	0.00	0.00	0	0.00	0	0.00	0.17
19	Vithaldas G. Udeshi	AAAPU8625P	21300	0.14	0	0.00	0.00	0	0.00	0	0.00	0.14
20	Mrs. Pushpa V. Udeshi	AAQPU4408A	20000	0.13	0	0.00	0.00	0	0.00	0	0.00	0.13
21	Mrs. Malti M. Udeshi	AAZPU5174E	20000	0.13	0	0.00	0.00	0	0.00	0	0.00	0.13
22	Bharat M. Udeshi	AAAPU5488L	20000	0.13	0	0.00	0.00	0	0.00	0	0.00	0.13
23	Sudhir V. Udeshi (HUF)	AAJHS9885A	21000	0.14	0	0.00	0.00	0	0.00	0	0.00	0.14
24	Mrs. Malti M. Udeshi	AAZPU5174E	20000	0.13	0	0.00	0.00	0	0.00	0	0.00	0.13



Deep

25	Dhruv Udeshi	AAJTU0297Q	20000	0.13	0	0.00	0.00	0	0.00	0	0.00	0.13
26	Lajwanti Hemant Udeshi	AABPU0289J	19500	0.13	0	0.00	0.00	0	0.00	0	0.00	0.13
27	Dr. Subhash V. Udeshi	AALPU7573M	17500	0.12	0	0.00	0.00	0	0.00	0	0.00	0.12
28	Dhruvi Subhash Udeshi	AALPU7570J	15800	0.11	0	0.00	0.00	0	0.00	0	0.00	0.11
29	Hemant V. Udeshi	AALPU7571K	15500	0.10	0	0.00	0.00	0	0.00	0	0.00	0.10
30	Sudhir V. Udeshi	AAAPU6164H	14000	0.09	0	0.00	0.00	0	0.00	0	0.00	0.09
31	Abhay V. Udeshi	AALPU7572L	12850	0.09	0	0.00	0.00	0	0.00	0	0.00	0.09
32	Vikram V. Udeshi	AAAPU6165G	12400	0.08	0	0.00	0.00	0	0.00	0	0.00	0.08
33	Mrs. Pushpa V.Udeshi	AAQPU4408A	12000	0.08	0	0.00	0.00	0	0.00	0	0.00	0.08
34	Sudhir V. Udeshi	AAAPU6164H	12000	0.08	0	0.00	0.00	0	0.00	0	0.00	0.08
35	Trupti A. Udeshi	AAAPU3171C	10600	0.07	0	0.00	0.00	0	0.00	0	0.00	0.07
36	Mulraj G. Udeshi	AACPU4920F	6800	0.05	0	0.00	0.00	0	0.00	0	0.00	0.05
37	Dhruv Udeshi	AAJTU0297Q	6000	0.04	0	0.00	0.00	0	0.00	0	0.00	0.04
38	Yatin V. Udeshi	AAAPU6162B	2000	0.01	0	0.00	0.00	0	0.00	0	0.00	0.01
39	Varun abhay udeshi	AATPU0074H	2500	0.02	0	0.00	0.00	0	0.00	0	0.00	0.02
40	Dhayvat hemant Udeshi	ABAPU0922G	2500	0.02	0	0.00	0.00	0	0.00	0	0.00	0.02
41	Sandeep Sudhir Udeshi	AASPU4236E	700	0.00	0	0.00	0.00	0	0.00	0	0.00	0.00
42	Jayraj G. Udeshi	AAAPU3697D	51800	0.35	0	0.00	0.00	0	0.00	0	0.00	0.35
	TOTAL		9823796	65.49	0	0.00	0.00	0	0.00	0	0.00	65.48



Devi

I)(c) Statement showing Shareholding of persons belonging to the category "Public" and holding more than 1% of the total number of shares

Sr. No.	Name of the shareholder	PAN of the Shareholder	Number of shares	Shares as a percentage of total number of shares {i.e., Grand Total (A)+(B)+(C) indicated in Statement at para (I)(a) above}	Details of warrants		Details of convertible securities		Total shares (including underlying shares assuming full conversion of warrants and convertible securities) as a % of diluted
					Number of warrants held	As a % total number of warrants of the same class	Number of convertible securities held	% w.r.t total number of convertible securities of the same class	
1	Balwan Finance & Leasing P. Ltd.	AAACB5025H	193583	1.29	0	0.00	0	0.00	1.29
2	Itoh Oil Chemicals Co.Ltd.	AABCI8120R	600000	4.00	0	0.00	0	0.00	4
3	S.Shyam	AAMPS6032J	187675	1.25	0	0.00	0	0.00	1.25
4	Vijaya S	AANPS3671E	151133	1.01	0	0	0	0	1.01
	TOTAL		1132391	7.55	0	0.00	0	0.00	7.55

I)(c) Statement showing Shareholding of persons belonging to the category "Public" and holding more than 5% of the total number of shares

Sr. No.	Name of the shareholder	PAN of the Shareholder	Number of shares	Shares as a percentage of total number of shares {i.e., Grand Total (A)+(B)+(C) indicated in Statement at para (I)(a) above}	Details of warrants		Details of convertible securities		Total shares (including underlying shares assuming full conversion of warrants and convertible securities) as a % of diluted
					Number of warrants held	As a % total number of warrants of the same class	Number of convertible securities held	% w.r.t total number of convertible securities of the same class	
1	0.0		0	0.00	0	0.00	0	0.00	0.00
	TOTAL		0	0.00	0	0.00	0	0.00	0.00



Deviyani

(I)(d) Statement showing details of locked-in shares

Sr. No.	Name of the shareholder	PAN of the Shareholder	Number of locked-in shares	Locked-in shares as a percentage of total number of shares {i.e., Grand Total (A)+(B)+(C) indicated in Statement at para (I)(a) above}
1	Nil		0	0.00
	TOTAL		0	0.00

(II)(a) Statement showing details of Depository Receipts (DRs)


Sr. No.	Type of outstanding DR (ADRs, GDRs, SDRs, etc.)	Number of outstanding DRs	Number of shares underlying outstanding DRs	Shares underlying outstanding DRs as a percentage of total number of shares {i.e., Grand Total (A)+(B)+(C) indicated in Statement at para (I)(a) above}
	TOTAL	0	0	0.00

(II)(b) Statement showing holding of Depository Receipts (DRs), where underlying shares held by 'promoter/promoter group' are in excess of 1% of the total number of shares

Sr. No.	Name of the DR Holder	Type of outstanding DR (ADRs, GDRs, SDRs, etc.)	Number of shares underlying outstanding DRs	Shares underlying outstanding DRs as a percentage of total number of shares {i.e., Grand Total (A)+(B)+(C) indicated in Statement at para (I)(a) above}
		TOTAL	0	0.00

(III) (a) Statement showing the voting pattern of shareholders, if more than one class of shares/securities is issued by the issuer.

Sr. no.	Category of shareholder	Number of Voting Rights held in each class of securities			Total Voting Rights (III+IV+V)	Total Voting Rights i.e. (VI)	
		Class X (III)	Class Y (IV)	Class Z (V)		As a percentage of (A+B) (VII)	As a percentage of (A+B+C) (VIII)
(A)	Promoter and Promoter Group ²						
(I)	Indian						
(a)	Individuals/Hindu Undivided Family	0	0	0	0	0.00	0.00
(b)	Central Government/State Government(s)	0	0	0	0	0.00	0.00
(c)	Bodies Corporate	0	0	0	0	0.00	0.00
(d)	Financial Institutions/Banks	0	0	0	0	0.00	0.00
(e)	Any Other (Total)	0	0	0	0	0.00	0.00
	Sub-Total (A)(I)	0	0	0	0	0.00	0.00



[Handwritten Signature]

(2)	Foreign						
(a)	Individuals (Non-Resident Individuals/Foreign Individuals)	0	0	0	0	0.00	0.00
(b)	Bodies Corporate	0	0	0	0	0.00	0.00
(c)	Institutions	0	0	0	0	0.00	0.00
(d)	Qualified Foreign Investor	0	0	0	0	0.00	0.00
(e)	Any Other (Total)	0	0	0	0	0.00	0.00
	Sub-Total (A)(2)	0	0	0	0	0.00	0.00
	Total Shareholding of Promoter and Promoter Group (A)= (A)(1)+(A)(2)	0	0	0	0	0.00	0.00
(B)	Public shareholding						
(1)	Institutions						
(a)	Mutual Funds/UTI	0	0	0	0	0.00	0.00
(b)	Financial Institutions/Banks	0	0	0	0	0.00	0.00
(c)	Central Government/State Government(s)	0	0	0	0	0.00	0.00
(d)	Venture Capital Funds	0	0	0	0	0.00	0.00
(e)	Insurance Companies	0	0	0	0	0.00	0.00
(f)	Foreign Institutional Investors	0	0	0	0	0.00	0.00
(g)	Foreign Venture Capital Investors	0	0	0	0	0.00	0.00
(h)	Qualified Foreign Investor	0	0	0	0	0.00	0.00
(h)	Any Other (Total)	0	0	0	0	0.00	0.00
	Sub-Total (B)(1)	0	0	0	0	0.00	0.00
(2)	Non-institutions						
(a)	Bodies Corporate	0	0	0	0	0.00	0.00
(b)	Individuals - i. Individual Shareholders Holding Nominal Share Capital Up To >Rs. 1 Lakh.	0	0	0	0	0.00	0.00
	Individuals - ii. Individual Shareholders Holding Nominal Share Capital In Excess Of Rs. 1 Lakh	0	0	0	0	0.00	0.00
(c)	Qualified Foreign Investor	0	0	0	0	0.00	0.00
(d)	Any Other (Total)	0	0	0	0	0.00	0.00
	Sub-Total (B)(2)	0	0	0	0	0.00	0.00
	Total Public Shareholding (B)= (B)(1)+(B)(2)	0	0	0	0	0.00	0.00
	TOTAL (A)+(B)	0	0	0	0	0.00	0.00
(C)	Shares held by Custodians and against which Depository Receipts have been issued	0	0	0	0	0.00	0.00
C1	Promoter and Promoter Group	0	0	0	0	0	0
C2	Public	0	0	0	0	0	0
	GRAND TOTAL (A)+(B)+(C)	0	0	0	0	0.00	0.00



[Handwritten Signature]