

JAYANT AGRO-ORGANICS LIMITED

MANUFACTURERS & EXPORTERS OF CASTOR OIL & ITS PRODUCTS

CIN No. L24100MH1992PLC066691



REGD. OFFICE □ 701, TOWER 'A' PENINSULA BUSINESS PARK, SENAPATI BAPAT MARG, LOWER PAREL (W), MUMBAI - 400 013. INDIA.
TEL. : +91 22 4027 1300 • FAX : +91 22 4027 1399 • Email : info@jayantagro.com • Website : www.jayantagro.com

FACTORY UNIT 1 □ PLOT NO. 602, BEHIND G.A.C.L., P. O. PETROCHEMICALS, DIST. BARODA - 391 346. GUJARAT. INDIA.

FACTORY UNIT 2 □ PLOT NO. 624, 627, BEHIND G.A.C.L., P. O. PETROCHEMICALS, DIST. BARODA - 391 346. GUJRAT. INDIA.
TEL. : (0265) 223 2112, 223 0350, 223 1552, 223 0683 • FAX : (0265) 223 0958

UNAUDITED STANDALONE FINANCIAL RESULTS FOR THE QUARTER ENDED 30 TH JUNE, 2014

₹ in lacs


Particulars	Standalone			
	Quarter Ended			Year Ended
	Unaudited 30.06.2014	Audited * 31.03.2014	Unaudited 30.06.2013	Audited 31.03.2014
1. Income from operations				
(a) Net Sales/Income from Operations (Net of Excise Duty)	17,142.66	17,427.16	15,924.29	65,603.99
(b) Other Operating Income	516.26	289.96	296.85	(322.58)
Total income from operations (Net)	17,658.92	17,717.12	16,221.14	65,281.41
2. Expenses				
a) Cost of Material consumed	14,006.83	13,509.70	12,778.96	48,685.64
b) Purchase of stock-in-trade	125.09	77.10	492.54	787.34
c) Changes of inventories of finished goods, work-in-progress and stock in trade	(408.45)	8.42	(786.84)	(313.37)
d) Employees benefit expenses	325.92	333.38	290.46	1,312.01
e) Depreciation and amortisation expenses	281.03	227.41	241.33	974.79
f) Other expenses	2,425.94	2,478.02	2,200.58	9,220.65
(Any item exceeding 10% of the total expenditure relating to continuing operations to be shown separately)				
Total expenses	16,756.36	16,634.03	15,217.03	60,667.06
3. Profit/(Loss) from operations before Other income, finance costs & Exceptional items(1-2)	902.56	1,083.09	1,004.11	4,614.35
4. Other Income	214.23	(3.95)	185.78	2,236.99
5. Profit/(Loss) from ordinary activities before finance costs and Exceptional Item (3 + 4)	1,116.79	1,079.14	1,189.89	6,851.34
6. Finance costs	640.93	371.36	445.94	2,172.20
7. Profit/(Loss) from ordinary activities after finance costs but before Exceptional items (5-6)	475.86	707.78	743.95	4,679.14
8. Exceptional items	-	-	-	-
9. Profit/(Loss) from Ordinary activities before tax (7-8)	475.86	707.78	743.95	4,679.14
10. Tax expenses				
- Current	136.56	248.75	251.50	947.53
- Excess provision of tax of earlier year	-	-	-	-
11. Net Profit/(Loss) from ordinary activities after tax (9-10)	339.30	459.03	492.45	3,731.61
12. Extraordinary item (net of tax expenses)	-	-	-	-
13. Net Profit/(Loss) for the period (11-12)	339.30	459.03	492.45	3,731.61
14. Share of profit /(loss) of associates	-	-	-	-
15. Minority Interest	-	-	-	-
16. Net profit/(Loss) after taxes, minority interest and share of profit /(loss) of associates (13-14-15)	339.30	459.03	492.45	3,731.61
17. Paid-up equity share capital (face value Rs.5/- per share)	750.00	750.00	750.00	750.00
18. Reserves excluding Revaluation Reserve				17,468.44
19. (i) Earning Per Share (before extraordinary items) (Face Value of Rs. 5/- each.) (Not annualised)				
(a) Basic	2.26	3.06	3.28	24.88
(b) Diluted	2.26	3.06	3.28	24.88
(ii) Earning Per Share (after extraordinary items) (Face Value of Rs. 5/- each.) (Not annualised)				
(a) Basic	2.26	3.06	3.28	24.88
(b) Diluted	2.26	3.06	3.28	24.88



JAYANT AGRO-ORGANICS LIMITED

MANUFACTURERS & EXPORTERS OF CASTOR OIL & ITS PRODUCTS

CIN No. L24100MH1992PLC066691



- REGD. OFFICE** □ 701, TOWER 'A' PENINSULA BUSINESS PARK, SENAPATI BAPAT MARG, LOWER PAREL (W), MUMBAI - 400 013. INDIA.
TEL. : +91 22 4027 1300 • FAX : +91 22 4027 1399 • Email : info@jayantagro.com • Website : www.jayantagro.com
- FACTORY UNIT 1** □ PLOT NO. 602, BEHIND G.A.C.L., P. O. PETROCHEMICALS, DIST. BARODA - 391 346. GUJARAT. INDIA.
- FACTORY UNIT 2** □ PLOT NO. 624, 627, BEHIND G.A.C.L., P. O. PETROCHEMICALS, DIST. BARODA - 391 346. GUJRAT. INDIA.
TEL. : (0265) 223 2112, 223 0350, 223 1552, 223 0683 • FAX : (0265) 223 0958

PART II				
A. PARTICULARS OF SHAREHOLDING				
1. Public Shareholding				
- No. of Equity Share of Rs.5/- each	5,247,224	5,247,224	5,281,924	5,247,224
- Percentage of Shareholding	34.98	34.98	35.21	34.98
2. Promoters and Promoter group shareholding				
a) Pledged/Encumbered				
- Number of Shares	-	-	-	-
- Percentage of Shares (as a % of the total shareholding of promoter and promoter group)	-	-	-	-
- percentage of Shares (as a % of the total Share capital of the Company)	-	-	-	-
b) Non-Encumbered				
- Number of Shares	9,752,776	9,752,776	9,718,076	9,752,776
- Percentage of Shares (as a % of the total shareholding of promoter and promoter group)	100.00	100.00	100.00	100.00
- Percentage of Shares (as a % of the total Share capital of the Company)	65.02	65.02	64.79	65.02

Particulars	Quarter Ended 30th June, 2014
B. INVESTORS COMPLIANTS	
(a) Pending at the beginning of the quarter	NIL
(b) Received during the quarter	NIL
(c) Disposed of during the quarter	NIL
(d) Remaining unresolved at the end of the quarter	NIL



[Handwritten Signature]

JAYANT AGRO-ORGANICS LIMITED
 MANUFACTURERS & EXPORTERS OF CASTOR OIL & ITS PRODUCTS
 CIN No. L24100MH1992PLC066691




REGD. OFFICE □ 701, TOWER 'A' PENINSULA BUSINESS PARK, SENAPATI BAPAT MARG, LOWER PAREL (W), MUMBAI - 400 013. INDIA.
 TEL. : +91 22 4027 1300 • FAX : +91 22 4027 1399 • Email : info@jayantagro.com • Website : www.jayantagro.com
 FACTORY UNIT 1 □ PLOT NO. 602, BEHIND G.A.C.L., P. O. PETROCHEMICALS, DIST. BARODA - 391 346. GUJARAT. INDIA.
 FACTORY UNIT 2 □ PLOT NO. 624, 627, BEHIND G.A.C.L., P. O. PETROCHEMICALS, DIST. BARODA - 391 346. GUJRAT. INDIA.
 TEL. : (0265) 223 2112, 223 0350, 223 1552, 223 0683 • FAX : (0265) 223 0958

UNAUDITED CONSOLIDATED FINANCIAL RESULTS FOR THE QUARTER ENDED 30 TH JUNE, 2014

₹ in lacs

Particulars	Consolidated			
	Quarter Ended			Year Ended
	Unaudited 30.06.2014	Audited * 31.03.2014	Unaudited 30.06.2013	Audited 31.03.2014
1. Income from operations				
(a) Net Sales/Income from Operations (Net of Excise Duty)	41,602.29	38,806.13	36,907.47	155,042.89
(b) Other Operating Income	1,244.82	643.17	391.17	(1,262.36)
Total income from operations (Net)	42,847.11	39,449.30	37,298.64	153,780.53
2. Expenses				
a) Cost of Material consumed	34,894.91	32,309.75	30,932.00	113,423.18
b) Purchase of stock-in-trade	7,207.76	3,273.67	4,818.32	19,509.72
c) Changes of inventories of finished goods, work-in-progress and stock in trade	(5,614.36)	(2,353.55)	(4,207.11)	(3,735.38)
d) Employees benefit expenses	454.37	567.07	363.26	1,983.38
e) Depreciation and amortisation expenses	369.69	324.35	339.28	1,367.44
f) Other expenses	4,061.42	4,191.18	3,507.38	14,878.28
(Any item exceeding 10% of the total expenditure relating to continuing operations to be shown separately)				
Total expenses	41,373.79	38,312.47	35,753.13	147,426.62
3. Profit/(Loss) from operations before Other income, finance costs & Exceptional items(1-2)	1,473.32	1,136.83	1,545.51	6,353.91
4. Other Income	294.65	144.08	13.15	2,334.98
5. Profit/(Loss) from ordinary activities before finance costs and Exceptional Item (3 + 4)	1,767.97	1,280.91	1,558.66	8,688.89
6. Finance costs	1,139.48	565.97	631.65	3,456.26
7. Profit/(Loss) from ordinary activities after finance costs but before Exceptional items (5-6)	628.49	714.94	927.01	5,232.63
8. Exceptional items	-	-	-	-
9. Profit/(Loss) from Ordinary activities before tax (7-8)	628.49	714.94	927.01	5,232.63
10. Tax expenses				
- Current	177.43	231.42	324.90	1,174.71
- Excess provision of tax of earlier year	-	(0.67)	-	(0.67)
11. Net Profit/(Loss) from ordinary activities after tax (9-10)	451.06	484.19	602.11	4,058.59
12. Extraordinary item (net of tax expenses)	-	-	-	-
13. Net Profit/(Loss) for the period (11-12)	451.06	484.19	602.11	4,058.59
14. Share of profit/(loss) of associates	-	-	-	-
15. Minority Interest	28.41	7.26	0.39	83.38
16. Net profit/(Loss) after taxes, minority interest and share of profit/(loss) of associates (13-14-15)	422.65	476.93	601.72	3,975.21
17. Paid-up equity share capital (face value Rs.5/- per share)	750.00	750.00	750.00	750.00
18. Reserves excluding Revaluation Reserve				21,266.13
19. (i) Earning Per Share (before extraordinary items) (Face Value of Rs. 5/- each.) (Not annualised)				
(a) Basic	2.82	3.18	4.01	26.50
(b) Diluted	2.82	3.18	4.01	26.50
(ii) Earning Per Share (after extraordinary items) (Face Value of Rs. 5/- each.) (Not annualised)				
(a) Basic	2.82	3.18	4.01	26.50
(b) Diluted	2.82	3.18	4.01	26.50



JAYANT AGRO-ORGANICS LIMITED

MANUFACTURERS & EXPORTERS OF CASTOR OIL & ITS PRODUCTS

CIN No. L24100MH1992PLC066691



REGD. OFFICE 701, TOWER 'A' PENINSULA BUSINESS PARK, SENAPATI BAPAT MARG, LOWER PAREL (W), MUMBAI - 400 013. INDIA.
TEL. : +91 22 4027 1300 • FAX : +91 22 4027 1399 • Email : info@jayantagro.com • Website : www.jayantagro.com

FACTORY UNIT 1 PLOT NO. 602, BEHIND G.A.C.L., P. O. PETROCHEMICALS, DIST. BARODA - 391 346. GUJARAT. INDIA.

FACTORY UNIT 2 PLOT NO. 624, 627, BEHIND G.A.C.L., P. O. PETROCHEMICALS, DIST. BARODA - 391 346. GUJRAT. INDIA.
TEL. : (0265) 223 2112, 223 0350, 223 1552, 223 0683 • FAX : (0265) 223 0958

PART II				
A. PARTICULARS OF SHAREHOLDING				
1. Public Shareholding				
- No.of Equity Share of Rs.5/- each	5,247,224	5,247,224	5,281,924	5,247,224
- Percentage of Shareholding	34.98	34.98	35.21	34.98
2. Promoters and Promoter group shareholding				
a) Pledged/Encumbered				
- Number of Shares	-	-	-	-
- Percentage of Shares (as a % of the total shareholding of promoter and promoter group)	-	-	-	-
- percentage of Shares (as a % of the total Share capital of the Company)	-	-	-	-
b) Non-Encumbered				
- Number of Shares	9,752,776	9,752,776	9,718,076	9,752,776
- Percentage of Shares (as a % of the total shareholding of promoter and promoter group)	100.00	100.00	100.00	100.00
- Percentage of Shares (as a % of the total Share capital of the Company)	65.02	65.02	64.79	65.02



JAYANT AGRO-ORGANICS LIMITED
 MANUFACTURERS & EXPORTERS OF CASTOR OIL & ITS PRODUCTS
 CIN No. L24100MH1992PLC066691




REGD. OFFICE ☐ 701, TOWER 'A' PENINSULA BUSINESS PARK, SENAPATI BAPAT MARG, LOWER PAREL (W), MUMBAI - 400 013. INDIA.
 TEL. : +91 22 4027 1300 • FAX : +91 22 4027 1399 • Email : info@jayantagro.com • Website : www.jayantagro.com
 FACTORY UNIT 1 ☐ PLOT NO. 602, BEHIND G.A.C.L., P. O. PETROCHEMICALS, DIST. BARODA - 391 346. GUJARAT. INDIA.
 FACTORY UNIT 2 ☐ PLOT NO. 624, 627, BEHIND G.A.C.L., P. O. PETROCHEMICALS, DIST. BARODA - 391 346. GUJRAT. INDIA.
 TEL. : (0265) 223 2112, 223 0350, 223 1552, 223 0683 • FAX : (0265) 223 0958

STANDALONE SEGMENT WISE REVENUE, RESULTS AND CAPITAL EMPLOYED

₹ in lacs

Sr. No.	Particulars	Standalone			
		Quarter Ended			Year ended
		30.06.2014	31.03.2014	30.06.2013	31.03.2014
	Unaudited	Audited *	Unaudited	Audited	
1	SEGMENT REVENUE				
	a) Castor Oil Derivatives	17,012.00	17,235.60	13,922.04	63,025.50
	b) Castor Oil	61.00	132.93	1,939.39	2,355.37
	c) Power Generation	69.66	58.63	62.86	223.12
	d) Unallocated	-	-	-	-
	TOTAL	17,142.66	17,427.16	15,924.29	65,603.99
	<u>Less: Inter Segment Revenue</u>	-	-	-	-
	Net Sales/Income From Operations	17,142.66	17,427.16	15,924.29	65,603.99
2	Segment Results (Profit before tax and interest from each Segment)				
	a) Castor Oil Derivatives	812.31	1,118.37	857.96	4,414.79
	b) Castor Oil	4.37	17.71	109.43	203.94
	c) Power Generation	50.48	38.96	48.96	148.55
	d) Unallocated	-	(94.17)	-	1,744.86
	TOTAL	867.16	1,080.87	1,016.35	6,512.14
	<u>Less:</u>				
	(i) Finance cost	640.93	371.36	445.94	2,172.20
	(ii) Interest Income	249.63	(1.73)	173.54	339.20
	(ii) Other Un-allocable Expenditure net off Un-allocable income	-	-	-	-
	TOTAL PROFIT BEFORE TAX	475.86	707.78	743.95	4,679.14
3	CAPITAL EMPLOYED				
	(Segment Assets-Segment Liabilities)				
	a) Castor Oil Derivatives	11,787.83	10,482.63	13,095.74	10,482.63
	b) Castor Oil	1,219.23	2,067.84	2,000.56	2,067.84
	c) Power Generation	698.20	718.33	736.87	718.33
	d) Unallocated	3,393.30	4,949.64	(1,025.11)	4,949.64
	TOTAL	17,098.56	18,218.44	14,808.06	18,218.44



JAYANT AGRO-ORGANICS LIMITED
 MANUFACTURERS & EXPORTERS OF CASTOR OIL & ITS PRODUCTS
 CIN No. L24100MH1992PLC066691



REGD. OFFICE □ 701, TOWER 'A' PENINSULA BUSINESS PARK, SENAPATI BAPAT MARG, LOWER PAREL (W), MUMBAI - 400 013. INDIA.
 TEL. : +91 22 4027 1300 • FAX : +91 22 4027 1399 • Email : info@jayantagro.com • Website : www.jayantagro.com
 FACTORY UNIT 1 □ PLOT NO. 602, BEHIND G.A.C.L., P. O. PETROCHEMICALS, DIST. BARODA - 391 346. GUJARAT. INDIA.
 FACTORY UNIT 2 □ PLOT NO. 624, 627, BEHIND G.A.C.L., P. O. PETROCHEMICALS, DIST. BARODA - 391 346. GUJRAT. INDIA.
 TEL. : (0265) 223 2112, 223 0350, 223 1552, 223 0683 • FAX : (0265) 223 0958

CONSOLIDATED SEGMENT WISE REVENUE, RESULTS AND CAPITAL EMPLOYED

₹ in lacs

Sr. No.	Particulars	Consolidated			
		Quarter Ended		Year ended	
		30.06.2014	31.03.2014	30.06.2013	31.03.2014
		Unaudited	Audited *	Unaudited	Audited
1	SEGMENT REVENUE				
	a) Castor Oil Derivatives	16,517.31	16,939.82	13,922.04	61,503.01
	b) Castor Oil	24,981.20	21,789.67	22,894.37	93,231.63
	c) Power Generation	103.78	76.64	91.06	308.25
	d) Unallocated	-	-	-	-
	TOTAL	41,602.29	38,806.13	36,907.47	155,042.89
	Less: Inter Segment Revenue	-	-	-	-
	Net Sales/Income From Operations	41,602.29	38,806.13	36,907.47	155,042.89
2	Segment Results (Profit before tax and interest from each Segment)				
	a) Castor Oil Derivatives	812.31	1,113.31	856.80	4,407.51
	b) Castor Oil	676.49	187.00	631.36	2,311.68
	c) Power Generation	72.48	48.68	69.58	196.68
	d) Unallocated	-	(94.19)	-	1,744.84
	TOTAL	1,561.28	1,254.80	1,557.74	8,660.71
	Less:				
	(i) Finance cost	1,139.48	565.97	631.65	3,456.26
	(ii) Interest Income	206.69	26.11	0.92	28.18
	(iii) Other Un-allocable Expenditure net off Un-allocable income	-	-	-	-
	TOTAL PROFIT BEFORE TAX	628.49	714.94	927.01	5,232.63
3	CAPITAL EMPLOYED (Segment Assets-Segment Liabilities)				
	a) Castor Oil Derivatives	11,927.56	10,615.05	13,254.74	10,615.05
	b) Castor Oil	7,558.73	10,312.27	5,493.69	10,312.27
	c) Power Generation	940.22	990.42	955.31	990.42
	d) Unallocated	14.34	98.39	(1,737.22)	98.39
	TOTAL	20,440.85	22,016.13	17,966.52	22,016.13

NOTES :

- The Auditors of the Company have carried out the Limited Review of the above Unaudited Financial Results.
- The above results, after reviewed by the Audit Committee, were approved by the Board and taken on record, in the meeting held on July 29, 2014.
- * The figures for the quarter ended March 31, 2014 are balancing figures between the audited figures in respect of the full financial year and the year to date figures upto the third quarter ended December 31, 2013.
- The Company has changed its policy of providing depreciation on fixed assets effective April 01, 2014 as required by Companies Act, 2013. Management of the Company estimated the useful life of all the assets, revised the remaining useful life of asset wherever appropriate based on an evaluation. The carrying amount as on April 01, 2014 is depreciated over the revised remaining useful life. As a result of these changes, the depreciation charge for the quarter ended June 30, 2014 on standalone basis is higher by ₹ 27.92 lakhs and on consolidated basis depreciation is higher by ₹ 17.64 lacs. The effect relating to the period prior to April 01, 2014 is debit of ₹ 1,587.33 lakhs (excluding deferred tax of ₹ 710.73 lakhs) on standalone basis and on consolidated basis debit to reserve is ₹ 1,827.33 (excluding deferred tax of ₹ 791.91 lakhs) which has been adjusted by debiting to reserves of the company as required by Schedule II of the Companies Act, 2013.
- The Company has changed its method of valuation of inventories of raw material as well as finished goods from First in First Out basis to Moving Average with effect from April 1, 2014. Due to change in method of stock valuation value of inventories is reduced by ₹ 43.92 lacs on stand alone basis and on consolidated basis value of inventories is lower by ₹ 100.88 lacs and accordingly the impact on the profits for the quarter ended June 30, 2014 is lower to that extent respectively.
- The consolidated Financial Results have been prepared in accordance with Accounting Standard (AS) 21 on "Consolidated Financial Statements" issued by the Institute of Chartered Accountants of India.
- Previous years figures have been regrouped wherever necessary.

Place- Mumbai
 Date- 29th July, 2014



For Jayant Agro-Organics Limited

Abhay V. Udeshi
 ABHAY V. UDESHI
 CHAIRMAN