

JAYANT AGRO-ORGANICS LIMITED

MANUFACTURERS & EXPORTERS OF CASTOR OIL & ITS PRODUCTS
CIN No. L24100MH1992PLC066691



- REGD. OFFICE** □ 701, TOWER 'A' PENINSULA BUSINESS PARK, SENAPATI BAPAT MARG, LOWER PAREL (W), MUMBAI - 400 013. INDIA.
TEL. : +91 22 4027 1300 • FAX : +91 22 4027 1399 • Email : info@jayantagro.com • Website : www.jayantagro.com
- FACTORY UNIT 1** □ PLOT NO. 602, BEHIND G.A.C.L., P. O. PETROCHEMICALS, DIST. BARODA - 391 346. GUJARAT. INDIA.
- FACTORY UNIT 2** □ PLOT NO. 624, 627, BEHIND G.A.C.L., P. O. PETROCHEMICALS, DIST. BARODA - 391 346. GUJRAT. INDIA.
TEL. : (0265) 223 2112, 223 0350, 223 1552, 223 0683 • FAX : (0265) 223 0958

Corporate Relations Department
BSE Limited
1st Floor, New Trading Wing
Rotunda Building, P J Towers
Dalal Street, Fort
Mumbai 400 001

The Market Operations Department
National Stock Exchange of India Limited
Exchange Plaza, 5th Floor
Plot No C/1, G Block
Bandra-Kurla Complex
Bandra (E), Mumbai 400 051

Fax Nos : 22723121 / 22722041

Fax Nos : 26598237 / 38

Code No. 524330

Code :- JAYAGROGN

3rd April, 2015

Dear Sir,

Clause 35 of the Listing Agreement Shareholding Pattern for the Quarter ending on 31st March, 2015

Enclosed please find the Shareholding Pattern for the Quarter ending on 31st March, 2015 under Clause 35 of the Listing Agreement.

Thanking you,

Yours faithfully,
Jayant Agro-Organics Limited


Dinesh Kapadia
Company Secretary



Encl.: a/a

(I)(a) Statement showing Shareholding Pattern

Name of the Company : Jayant Agro Organics Limited


Scrip Code, Name of the scrip, class of security : JAYAGROGN

As on Date : 31-Mar-2015

Partly paid-up shares	No. of partly paid-up shares	As a % of total no. of partly paid-up Shares	As a % of total no. of shares of the company
Held by promoter/promoter group	0	0	0
Held by public	0	0	0
Total	0	0	0
Outstanding convertible securities	No. of outstanding securities	As a % of total no. of outstanding convertible securities	As a % of total no. of shares of the company, assuming full conversion of the convertible securities
Held by promoter/promoter group	0	0	0
Held by public	0	0	0
Total	0	0	0
Warrants	No. of warrants	As a % of total no. of warrants	As a % of total no. of shares of the company, assuming full conversion of Warrants
Held by promoter/promoter group	0	0	0
Held by public	0	0	0
Total	0	0	0
Total paid-up capital of the company, assuming full conversion of warrants and convertible securities	0		

(I)(a) Statement showing Shareholding Pattern

Sr. no.	Category of shareholder	Number of shareholders	Total number of shares	Number of shares held in dematerialized form	Total shareholding as a percentage of total number of shares		Shares Pledged or otherwise encumbered	
					As a percentage of (A+B) ¹ (VI)	As a percentage of (A+B+C) (VII)	Number of shares (VIII)	As a percentage (IX) = (VIII) / (IV) * 100
(I)	(II)	(III)	(IV)	(V)	(VI)	(VII)	(VIII)	(IX)
(A)	Promoter and Promoter Group ²							
(1)	Indian							
(a)	Individuals/Hindu Undivided Family	35	773946	747946	5.16	5.16	0	0.00
(b)	Central Government/State Government(s)	0	0	0	0.00	0.00	0	0
(c)	Bodies Corporate	7	9049850	9049850	60.33	60.33	0	0.00
(d)	Financial Institutions/Banks	0	0	0	0.00	0.00	0	0
(e)	Any Other (Total)	0	0	0	0.00	0.00	0	0
	Sub-Total (A)(I)	42	9823796	9797796	65.49	65.49	0	0.00



(2) Foreign								
(a) Individuals (Non-Resident Individuals/Foreign Individuals)	0	0	0	0.00	0.00	0	0.00	
(b) Bodies Corporate	0	0	0	0.00	0.00	0	0.00	
(c) Institutions	0	0	0	0.00	0.00	0	0.00	
(d) Qualified Foreign Investor	0	0	0	0.00	0.00	0	0.00	
(e) Any Other (Total)	0	0	0	0.00	0.00	0	0.00	
Sub-Total (A)(2)	0	0	0	0.00	0.00	0	0.00	
Total Shareholding of Promoter and Promoter Group (A)= (A)(1)+(A)(2)	42	9823796	9797796	65.49	65.49	0	0.00	
(B) Public shareholding³								
(1) Institutions								
(a) Mutual Funds/UTI	2	7200	0	0.05	0.05	N.A.	N.A.	
(b) Financial Institutions/Banks	1	400	400	0.00	0.00	N.A.	N.A.	
(c) Central Government/State Government(s)	0	0	0	0.00	0.00	N.A.	N.A.	
(d) Venture Capital Funds	0	0	0	0.00	0.00	N.A.	N.A.	
(e) Insurance Companies	0	0	0	0.00	0.00	N.A.	N.A.	
(f) Foreign Institutional Investors	0	0	0	0.00	0.00	N.A.	N.A.	
(g) Foreign Venture Capital Investors	0	0	0	0.00	0.00	N.A.	N.A.	
(h) Qualified Foreign Investor	0	0	0	0.00	0.00	N.A.	N.A.	
(i) Any Other (Total)	59	644628	44628	4.30	4.30	N.A.	N.A.	
(i1) NRI	58	44628	44628	0.30	0.30	N.A.	N.A.	
(i2) OCBs/Foreign Cos	1	600000	0	4.00	4.00	N.A.	N.A.	
Sub-Total (B)(1)	62	652228	45028	4.35	4.35	N.A.	N.A.	
(2) Non-institutions								
(a) Bodies Corporate	191	652615	649413	4.35	4.35	N.A.	N.A.	
(b) Individuals - i. Individual Shareholders Holding Nominal Share Capital Up To >Rs. 1 Lakh.	4856	2615339	2300475	17.44	17.44	N.A.	N.A.	
Individuals - ii. Individual Shareholders Holding Nominal Share Capital In Excess Of Rs. 1 Lakh	29	1256022	1151622	8.37	8.37	N.A.	N.A.	



(c)	Qualified Foreign Investor	0	0	0	0.00	0.00	N.A.	N.A.
(d)	Any Other (Total)	0	0	0	0.00	0.00	N.A.	N.A.
	Sub-Total (B)(2)	5076	4523976	4101510	30.16	30.16	N.A.	N.A.
	Total Public Shareholding (B)= (B)(1)+(B)(2)	5138	5176204	4146538	34.51	34.51	N.A.	N.A.
	TOTAL (A)+(B)	5180	15000000	13944334	100.00	100.00	0	0.00
(C)	Shares held by Custodians and against which Depository Receipts have been issued	0	0	0	N.A.	0.00	N.A.	N.A.
C1	Promoter and Promoter Group	0	0	0	N.A.	0.00	N.A.	N.A.
C2	Public	0	0	0	N.A.	0.00	N.A.	N.A.
	GRAND TOTAL (A)+(B)+(C)	5180	15000000	13944334	N.A.	100.00	0	0.00

¹For determining public shareholding for the purpose of Clause 40A.

²For definitions of "Promoter" and "Promoter Group", refer to Clause 40A.

³For definitions of "Public Shareholding", refer to Clause 40A.

(I)(b) Statement showing Shareholding of persons belonging to the category "Promoter and Promoter Group"

Sr. No. (I)	Name of the shareholder (II)	PAN of the Shareholder (III)	Total Shares held		Shares pledged or otherwise encumbered			Details of warrants		Details of convertible securities		Total shares (including underlying shares assuming full conversion of warrants and convertible securities) as a % of diluted share capital (XIII)
			Number (IV)	as a % of grand total (A) + (B) + (C) (V)	Number (VI)	percentage (VII) = (VI) / (IV)*100	as a % of grand total (A) + (B) + (C) of sub-clause (I)(a) (VIII)	Number of warrants held (XI)	As a % total number of warrants of the same class (X)	Number of convertible securities held (XI)	As a % total number of convertible securities of the same class (XII)	
1	Jayant Finvest Ltd.	AAACJ0231F	694847	46.32	0	0.00	0.00	0	0.00	0	0.00	45.85
2	Jayant Finvest Ltd.	AAACJ0231F	1106993	7.38	0	0.00	0.00	0	0.00	0	0.00	7.38



3	Gokuldas K. Udeshi Inv.	AAACG1252 D	245200	1.63	0	0.00	0.00	0	0.00	0	0.00	1.63
4	Varun Leasing & Finance Pvt.ltd.	AAACV1714 F	226040	1.51	0	0.00	0.00	0	0.00	0	0.00	1.51
5	Innovative Micro Systems Pvt. Ltd.	AAACI0966Q	213200	1.42	0	0.00	0.00	0	0.00	0	0.00	1.42
6	Enlite Chemical Ind. Ltd.	AAACE3178 N	110000	0.73	0	0.00	0.00	0	0.00	0	0.00	0.73
7	Udeshi Trust	AAAAU0857 A	200000	1.33	0	0.00	0.00	0	0.00	0	0.00	1.33
8	Dilipsinh G. Udeshi	AAAPU1068J	55800	0.37	0	0.00	0.00	0	0.00	0	0.00	0.37
9	Jayraj G. Udeshi	AAAPU3697 D	49896	0.33	0	0.00	0.00	0	0.00	0	0.00	0.33
10	Hitesh J. Udeshi	AAAPU2567 Q	46200	0.31	0	0.00	0.00	0	0.00	0	0.00	0.31
11	Mrs. Aruna J. Udeshi	AAAPU2565 N	46000	0.31	0	0.00	0.00	0	0.00	0	0.00	0.31
12	Mulraj G. Udeshi (HUF)	AADHM8693 Q	40000	0.27	0	0.00	0.00	0	0.00	0	0.00	0.27
13	Vithaldas G. Udeshi	AAAPU8625 P	36600	0.24	0	0.00	0.00	0	0.00	0	0.00	0.24
14	Mulraj G. Udeshi	AACPU4920F	34000	0.23	0	0.00	0.00	0	0.00	0	0.00	0.23
15	Abhay V. Udeshi	AALPU7572L	32800	0.22	0	0.00	0.00	0	0.00	0	0.00	0.22
16	Hemant V. Udeshi	AALPU7571 K	25500	0.17	0	0.00	0.00	0	0.00	0	0.00	0.17
17	Jayraj G. Udeshi (HUF)	AACHJ6829C	25400	0.17	0	0.00	0.00	0	0.00	0	0.00	0.17
18	Dr. Subhash V. Udeshi	AALPU7573 M	25000	0.17	0	0.00	0.00	0	0.00	0	0.00	0.17
19	Vithaldas G. Udeshi	AAAPU8625 P	21300	0.14	0	0.00	0.00	0	0.00	0	0.00	0.14
20	Mrs. Pushpa V. Udeshi	AAQPU4408 A	20000	0.13	0	0.00	0.00	0	0.00	0	0.00	0.13
21	Mrs. Malti M. Udeshi	AAZPU5174E	20000	0.13	0	0.00	0.00	0	0.00	0	0.00	0.13
22	Bharat M. Udeshi	AAAPU5488 L	20000	0.13	0	0.00	0.00	0	0.00	0	0.00	0.13
23	Sudhir V. Udeshi (HUF)	AAJHS9885A	21000	0.14	0	0.00	0.00	0	0.00	0	0.00	0.14
24	Mrs. Malti M. Udeshi	AAZPU5174E	20000	0.13	0	0.00	0.00	0	0.00	0	0.00	0.13
25	Dhruv Udeshi	AAJTU0297Q	20000	0.13	0	0.00	0.00	0	0.00	0	0.00	0.13
26	Lajwanti Hemant Udeshi	AABPU0289J	19500	0.13	0	0.00	0.00	0	0.00	0	0.00	0.13



27	Dr. Subhash V. Udeshi	AALPU7573 M	17500	0.12	0	0.00	0.00	0	0.00	0	0.00	0.12
28	Dhruvi Subhash Udeshi	AALPU7570J	15800	0.11	0	0.00	0.00	0	0.00	0	0.00	0.11
29	Hemant V. Udeshi	AALPU7571 K	15500	0.10	0	0.00	0.00	0	0.00	0	0.00	0.10
30	Sudhir V. Udeshi	AAAPU6164 H	14000	0.09	0	0.00	0.00	0	0.00	0	0.00	0.09
31	Abhay V. Udeshi	AALPU7572L	12850	0.09	0	0.00	0.00	0	0.00	0	0.00	0.09
32	Vikram V. Udeshi	AAAPU6165 G	12400	0.08	0	0.00	0.00	0	0.00	0	0.00	0.08
33	Mrs. Pushpa V. Udeshi	AAQPU4408 A	12000	0.08	0	0.00	0.00	0	0.00	0	0.00	0.08
34	Sudhir V. Udeshi	AAAPU6164 H	12000	0.08	0	0.00	0.00	0	0.00	0	0.00	0.08
35	Trupti A. Udeshi	AAAPU3171 C	10600	0.07	0	0.00	0.00	0	0.00	0	0.00	0.07
36	Mulraj G. Udeshi	AACPU4920F	6800	0.05	0	0.00	0.00	0	0.00	0	0.00	0.05
37	Dhruv Udeshi	AAJTU0297Q	6000	0.04	0	0.00	0.00	0	0.00	0	0.00	0.04
38	Yatin V. Udeshi	AAAPU6162 B	2000	0.01	0	0.00	0.00	0	0.00	0	0.00	0.01
39	Varun abhay udeshi	AATPU0074 H	2500	0.02	0	0.00	0.00	0	0.00	0	0.00	0.02
40	Dhayvat hemant Udeshi	ABAPU0922 G	2500	0.02	0	0.00	0.00	0	0.00	0	0.00	0.02
41	Sandeep Sudhir Udeshi	AASPU4236E	700	0.00	0	0.00	0.00	0	0.00	0	0.00	0.00
42	Jayraj G. Udeshi	AAAPU3697 D	51800	0.35	0	0.00	0.00	0	0.00	0	0.00	0.35
	TOTAL		982379 6	65.49	0	0.00	0.00	0	0.00	0	0.00	65.01

I)(c) Statement showing Shareholding of persons belonging to the category "Public" and holding more than 1% of the total number of shares

Sr. No.	Name of the shareholder	PAN of the Shareholder	Number of shares	Shares as a percentage of total number of shares {i.e., Grand Total (A)+(B)+(C) indicated in Statement at para (I)(a) above}	Details of warrants		Details of convertible securities		Total shares (including underlying shares assuming full conversion of warrants and convertible securities) as a % of diluted
					Number of warrants held	As a % total number of warrants of the same class	Number of convertible securities held	% w.r.t total number of convertible securities of the same class	



1	Balwan Finance & Leasing P. Ltd.	AAACB5025H	193583	1.29	0	0.00	0	0.00	1.29
2	Itoh Oil Chemicals Co.Ltd.	AABC18120R	600000	4.00	0	0.00	0	0.00	4
3	S.Shyam	AAMPS6032J	150441	1.00	0	0.00	0	0.00	1
4	Vijaya S	AANPS3671E	151133	1.01	0	0	0	0	0
	TOTAL		1095157	7.30	0	0.00	0	0.00	6.29

D)(c) Statement showing Shareholding of persons belonging to the category "Public" and holding more than 5% of the total number of shares


Sr. No.	Name of the shareholder	PAN of the Shareholder	Number of shares	Shares as a percentage of total number of shares {i.e., Grand Total (A)+(B)+(C) indicated in Statement at para (I)(a) above}	Details of warrants		Details of convertible securities		Total shares (including underlying shares assuming full conversion of warrants and convertible securities) as a % of diluted
					Number of warrants held	As a % total number of warrants of the same class	Number of convertible securities held	% w.r.t total number of convertible securities of the same class	
	0.0			0.00		0.00	0	0.00	0.00
	TOTAL			0.00		0.00	0	0.00	0.00

(I)(d) Statement showing details of locked-in shares

Sr. No.	Name of the shareholder	PAN of the Shareholder	Number of locked-in shares	Locked-in shares as a percentage of total number of shares {i.e., Grand Total (A)+(B)+(C) indicated in Statement at para (I)(a) above}
1	Nil		0	0.00
	TOTAL		0	0.00

(II)(a) Statement showing details of Depository Receipts (DRs)

Sr. No.	Type of outstanding DR (ADRs, GDRs, SDRs, etc.)	Number of outstanding DRs	Number of shares underlying outstanding DRs	Shares underlying outstanding DRs as a percentage of total number of shares {i.e., Grand Total (A)+(B)+(C) indicated in Statement at
---------	---	---------------------------	---	--




				para (I)(a) above}
	TOTAL	0	0	0.00

(II)(b) Statement showing holding of Depository Receipts (DRs), where underlying shares held by 'promoter/promoter group' are in excess of 1% of the total number of shares

Sr. No.	Name of the DR Holder	Type of outstanding DR (ADRs, GDRs, SDRs, etc.)	Number of shares underlying outstanding DRs	Shares underlying outstanding DRs as a percentage of total number of shares {i.e., Grand Total (A)+(B)+(C) indicated in Statement at para (I)(a) above}
		TOTAL	0	0.00

(III) (a) Statement showing the voting pattern of shareholders, if more than one class of shares/securities is issued by the issuer.

Sr. no. (I)	Category of shareholder (II)	Number of Voting Rights held in each class of securities			Total Voting Rights (III+IV+V) (VI)	Total Voting Rights i.e. (VI)	
		Class X (III)	Class Y (IV)	Class Z (V)		As a percentage of (A+B) (VII)	As a percentage of (A+B+C) (VIII)
(A)	Promoter and Promoter Group²						
(1)	Indian						
(a)	Individuals/Hindu Undivided Family	0	0	0	0	0.00	0.00
(b)	Central Government/State Government(s)	0	0	0	0	0.00	0.00
(c)	Bodies Corporate	0	0	0	0	0.00	0.00
(d)	Financial Institutions/Banks	0	0	0	0	0.00	0.00
(e)	Any Other (Total)	0	0	0	0	0.00	0.00
	Sub-Total (A)(1)	0	0	0	0	0.00	0.00
(2)	Foreign						
(a)	Individuals (Non-Resident Individuals/Foreign Individuals)	0	0	0	0	0.00	0.00
(b)	Bodies Corporate	0	0	0	0	0.00	0.00
(c)	Institutions	0	0	0	0	0.00	0.00
(d)	Qualified Foreign Investor	0	0	0	0	0.00	0.00
(e)	Any Other (Total)	0	0	0	0	0.00	0.00
	Sub-Total (A)(2)	0	0	0	0	0.00	0.00
	Total Shareholding of Promoter and Promoter Group (A)= (A)(1)+(A)(2)	0	0	0	0	0.00	0.00
(B)	Public shareholding						
(1)	Institutions						
(a)	Mutual Funds/UTI	0	0	0	0	0.00	0.00
(b)	Financial Institutions/Banks	0	0	0	0	0.00	0.00



(c)	Central Government/State Government(s)	0	0	0	0	0.00	0.00
(d)	Venture Capital Funds	0	0	0	0	0.00	0.00
(e)	Insurance Companies	0	0	0	0	0.00	0.00
(f)	Foreign Institutional Investors	0	0	0	0	0.00	0.00
(g)	Foreign Venture Capital Investors	0	0	0	0	0.00	0.00
(h)	Qualified Foreign Investor	0	0	0	0	0.00	0.00
(h)	Any Other (Total)	0	0	0	0	0.00	0.00
	Sub-Total (B)(1)	0	0	0	0	0.00	0.00
(2) Non-institutions							
(a)	Bodies Corporate	0	0	0	0	0.00	0.00
(b)	Individuals - i. Individual Shareholders Holding Nominal Share Capital Up To >Rs. 1 Lakh.	0	0	0	0	0.00	0.00
	Individuals - ii. Individual Shareholders Holding Nominal Share Capital In Excess Of Rs. 1 Lakh	0	0	0	0	0.00	0.00
(c)	Qualified Foreign Investor	0	0	0	0	0.00	0.00
(d)	Any Other (Total)	0	0	0	0	0.00	0.00
	Sub-Total (B)(2)	0	0	0	0	0.00	0.00
	Total Public Shareholding (B)= (B)(1)+(B)(2)	0	0	0	0	0.00	0.00
	TOTAL (A)+(B)	0	0	0	0	0.00	0.00
(C)	Shares held by Custodians and against which Depository Receipts have been issued	0	0	0	0	0.00	0.00
C1	Promoter and Promoter Group	0	0	0	0	0	0
C2	Public	0	0	0	0	0	0
	GRAND TOTAL (A)+(B)+(C)	0	0	0	0	0.00	0.00

For JAYANT AGRO-ORGANICS LTD.


Company Secretary.